

December 2014

Graduating Students Survey - Undergraduates

In December 2014, the Institutional Research office surveyed 213 graduating students. Of the 213 students surveyed, we received 181 responses for an 85% response rate.

The workbook tabs contain the following information collected in the survey:

Undergraduate Attitudes: The survey contained seven statements the students ranked on a five-point scale.

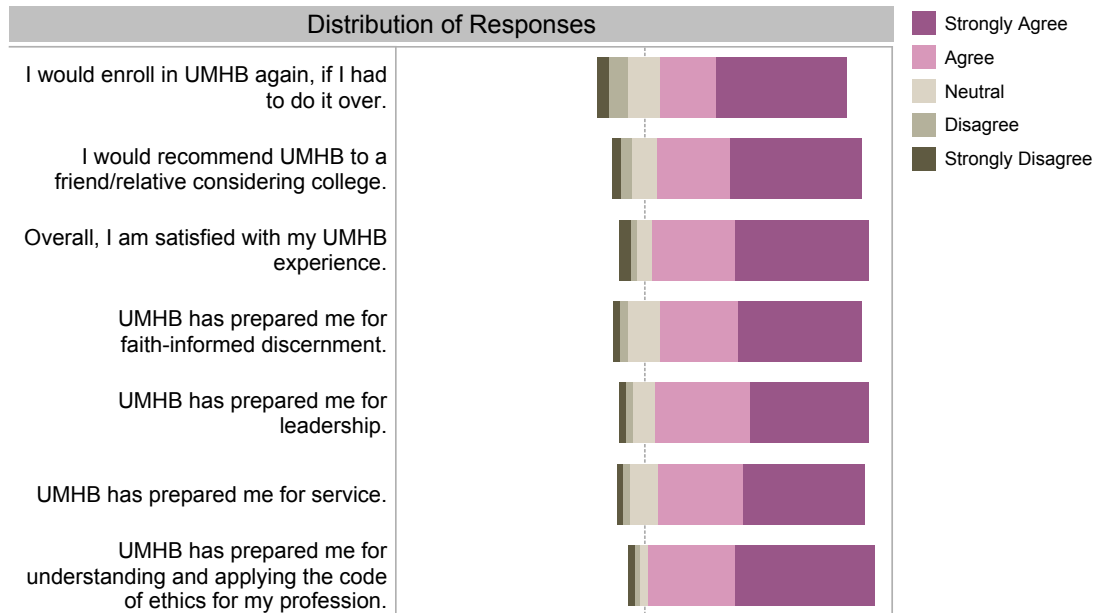
Primary Activity & Employment: Students were asked to select their primary goal following graduation. Options included: working full or part-time, going to graduate school, volunteering, and joining the military. Students who selected full or part-time employment as their goal were asked to list the name of their employer and their starting annual base salary.

Career Services: Students were asked which of a list of available career services they made use of while at UMHB.

December 2014 Undergraduate Graduating Student Survey
 213 students surveyed, 181 responded for an 85% response rate.

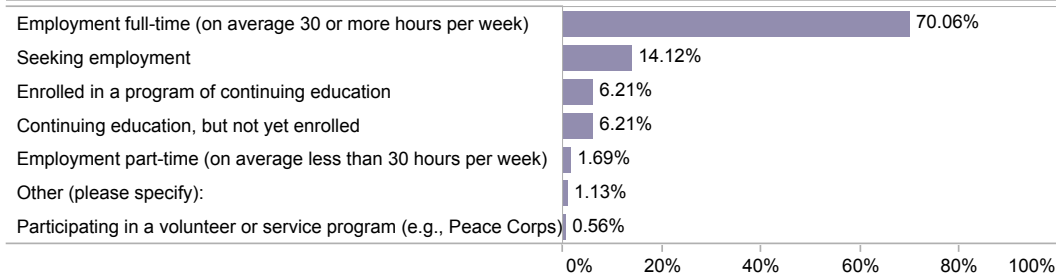
College
 All

	Disagree & Strongly Disagree	Neutral	Agree & Strongly Agree
I would enroll in UMHB again, if I had to do it over.	12%	13%	75%
I would recommend UMHB to a friend/relative considering college.	7%	10%	83%
Overall, I am satisfied with my UMHB experience.	7%	6%	87%
UMHB has prepared me for faith-informed discernment.	6%	13%	81%
UMHB has prepared me for leadership.	5%	9%	86%
UMHB has prepared me for service.	5%	11%	83%
UMHB has prepared me for understanding and applying the code of ethics for my profession.	5%	4%	91%

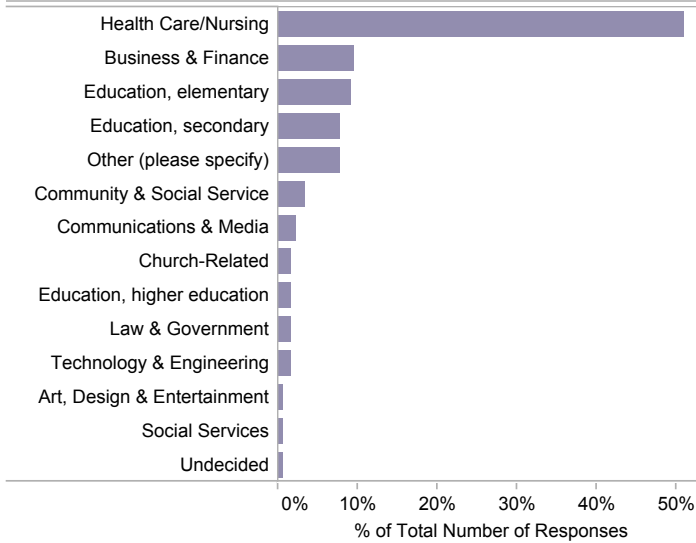


Indicate the ONE activity you consider your PRIMARY plan after graduation:

College
All



What Field Do You Plan to Enter?



Employers

Scott & White	23
Baylor Medical Center	2
Belton ISD	2
Hillcrest Medical Center	2
Killeen ISD	2
Providence Health Care & Providence Hospital	2
St. David's	2
St. Joseph Hospital	2
Allstate	1
Anthony Travel	1
Austex	1
Baylor Garland Medical Center	1
Baylor Healthcare	1
Baylor University Medical Center	1
Blue Bell	1
BSA	1
CGI	1
Charles Schwab	1
Christ Church School Temple	1
City of Harker Heights	1
Comerica	1
Dell Inc.	1
DR Horton	1
Hospital	1
Kasberg, Patrick & Associates	1
KCEN TV	1
Kerens ISD	1
Seton	1
Seton hospital	1
Shinka Studios	1
Temple ISD	1
Texas Teachers	1
UMHB	1
University Hospital	1
VA Hospital	1
Vanderbilt University Medical Center	1
Waterside Sport	1

Average Annual Base Salary

\$44,982

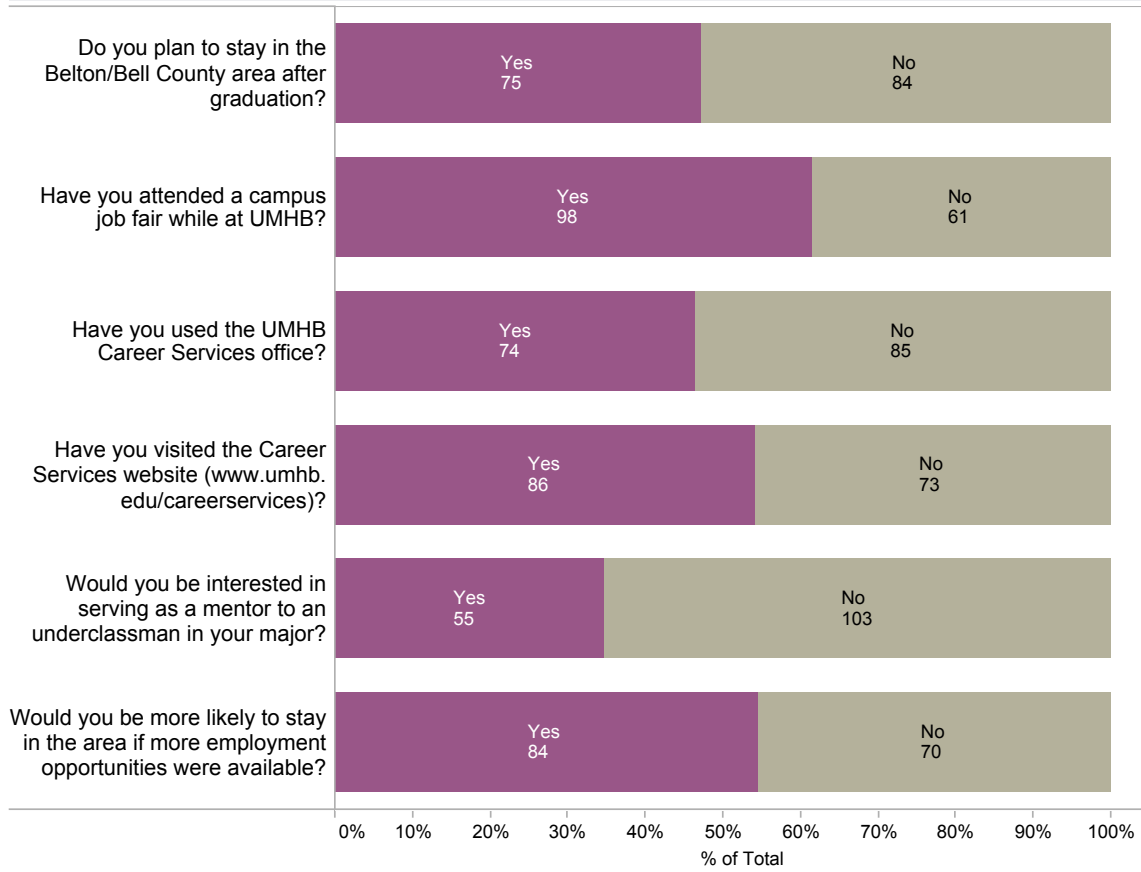
Converted hourly responses to annual by multiplying hourly rate by 2,080 hours.
43 of 181 respondents reported an annual base salary.

Employment Type

Employed in any other work categories, including as a regular full- or part-time employee of a business or charitable organization.	45.53%
Employed in a postgraduate internship or fellowship	40.65%
Employed in a temporary/contract work assignment	7.32%
Employed as an entrepreneur	6.50%

Career Services Questions

College
All



Other Career Services Used

Job Search	46
Mock Interview	46
Resume Clinic	44
Cru Connection	31
Career Planning	28
Skills Assessment	23
Other	4